

# Preparing image files for competitions.

This describes the image dimensions,  
the file type and naming convention.

These also apply to print competitions where the file is  
used for projection and for the galleries on the web site.

# Image dimensions

No wider than 1920pixels, no higher than 1200 pixels.



← Maximum 1920 pixels →



↑  
Maximum 1200 pixels  
↓

Note that these two images are to scale.


# Image dimensions

## Small images

If you send an image that is smaller than 1920px wide AND smaller than 1200px high, it will project but its definition will be compromised,

**i.e. it will become blurred.**

# Image dimensions



1920 x 903 pixels



1200 x 1920 pixels



# File types

Only jpeg files are allowed.


File extension = .jpg

## Naming convention.

**My image title; John Fox**

Note that the .jpg file type is added automatically when you save the file, don't type it.

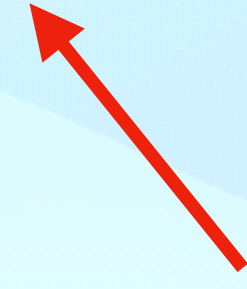
# My image title; John Fox.jpg



Semi colon



File type



*Added automatically  
when you save the file*

This appears on the screen

*So watch your spelling and  
capitalisation*

Your name

# Spelling your name


If you are submitting more than one image in a competition:  
Your name **must** be spelled **exactly** the same way each time.

My image title; John Fox.jpg

My image title; JohnFox.jpg

My image title; john fox.jpg

My image title; John Fx.jpg



# Special characters in the file name

? Don't use, as it gets stripped out.

/ \ Don't use, May confuse your computer

; Don't use, as it is used as a separator.

! - \_ . ' Seem to be accepted.



# Titles

Best to keep them simple

'The dog'

Perfect

# Titles

Best to keep them simple

‘The dog’

Perfect

‘When one door closes another one opens’.

Won't fit on the label

*This was a real title*

# Titles

Best to keep them simple

The dog

Perfect

When one door closes another one opens.

Won't fit on the label

*This was a real title*

Llanfairpwllgwyngyllgogerychwyrndrobwlllantysiliogogogoch station

Don't push your luck.

# Sending files

Email to:

[competitions@stourbridgeps.co.uk](mailto:competitions@stourbridgeps.co.uk)

Links are on the web site which will automatically launch the emailer

# Some tips

With dark photographs, always use a border or stroke around the image to make it distinct from the background.



# Some tips

A stroke of 1 - 3 pixels is ideal.

Larger than 3 pixels the border will detract from the image.



# Some tips

Remember that the dynamic range of the projector is limited, especially in the dark areas.

Judges rarely like plain black as a background.

